



Floorcare





Floors, Floors be

The development of floors and flooring materials within the broad range of commercial developments has been very pronounced over the past decade.

Not only have floors become more exotic in both design and material selection but, equally, we all expect to see the floor maintained to any exceptionally high standard, literally sparkling clean, in high profile locations; super clean in the workplace and public space... just as we would expect in our own living space.

Single disc rotary floor machines constitute the very foundation of hard floor maintenance and by the correct selection of size, weight, speed and attachments you will be able to achieve standards of which you can be justly proud.



NPR1515



Beautiful Floors...

The Numatic LoLine, NuPower and NuSpeed machine ranges provide a selection of models and specifications to suit the majority of standard, and many specialized, applications ensuring highly efficient performance, excellent results and total operator satisfaction.

The old adage is as meaningful today as it always has been:-

“The Right Equipment for the Right Job will provide the Right Results...”

Floor Machines

Loline 332	4
Loline 415	5
NPR1515	6
NPR1523	7
NPR1530	8
NPR1545	9
NuSpeed	10
NuSpeed Large	11
NuSpeed Twin	12
NuSpeed Spraytec	13
NuSpeed Ultra	14

Accessories

Floor Accessories 15-17

NR1500

NLL415

Make sure you take the time to consider not only the needs of the application but also the needs and capabilities of the individuals whose job it will be to do the work involved. Good Selection will ensure Good Results

Twintec & Vario

For the full Twintec and Vario range, including accessories, see pages 20 - 35.





Slim Folded Profile



Powerful Motor



Selection of Brushes

LoLine *NLL332*

The Loline range of low profile floorcare machines has been developed to meet both the growing demand and need for a choice of models that are smaller in size, lighter in weight, compact and convenient in storage whilst, at the same time, being quick and easy to use without loss of performance.

The new Loline rotaries have been designed specifically to meet this demand and raise the handling and performance levels to an exceptional user friendly standard, be it for men or women operators.

The smallest model in the Loline range can claim performance characteristics equal to that of bigger, more industrial machines, yet with an ease and speed of operation that will immediately endear it to any operator.

A full range of 33cm (13") brushes and pad drives allows the machine to be used for all of the primary floorcare functions.



200rpm

With a total weight of only 18Kg and an operating speed of 200rpm, the machine literally exudes convenience and versatility. Fast and user friendly like never before.




Full range of brushes and pad drives. See page 15.

NLL332

Motor	Deck	Brush	Pad	Power	Speed	Range	Weight	Size
400W	330mm	330mm	330mm	230V AC 50Hz	200rpm	32m	18Kgs	1145 x 330 x 540mm



Large Solution Tank



Selection of Pads and Brushes



Slim Folded Profile

LoLine NLL415

With the increasing demand and need for higher standards of cleanliness, the Lolines will put truly usable power in the hands of the operator, yet with a level of convenience that cannot fail to impress and, subsequently, to improve both efficiency and the final results.

The Loline 415 model embodies all of the many unique features of the 332 but is suitable for a range of larger 40cm (16") brushes and 36cm (14") floor pads.

With this machine running at an operating speed of 150rpm it is a genuine taskmaster, satisfying a whole host of floor maintenance needs, be it polishing or scrubbing.

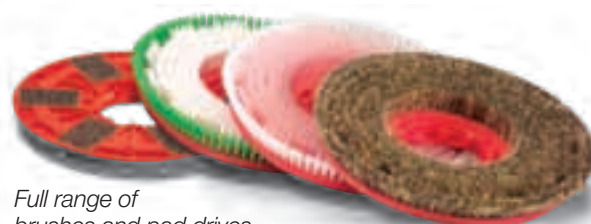


150rpm

Polyscrub
Heavy Duty
Scrubbing
Brush

The exceptional ease of use cannot fail to impress any user, and even more so where extended operating hours are part of the daily routine.

The solution tank system allows for easy use and compact storage, whilst its unique universal filling system adds further to operator convenience.



Full range of brushes and pad drives.
See page 15.

NLL415

Motor	Deck	Brush	Pad	Power	Speed	Range	Weight	Size
400W	400mm	400mm	360mm	230V AC 50Hz	150rpm	32m	18.5Kgs	1145 x 360 x 540mm

Photographs may include extra items for illustration purposes only.





Simple to Use Operator Handle



Convenient Control Housing Access



Large Solution Tank



Optional Hi-Dust Filter



150rpm Gearbox

NuPower *NPR1515*

With its enhanced power and performance the NPR-1515 provides a genuine “workhorse” that will take almost anything in its stride.

The full 1500 Watt motor unit packs almost 50% more power than normally required and this power is transmitted to the floor through our long established 150rpm, oil filled, low load, planetary gearbox.

The big advantage of excess power is to provide scope for many additional tasks where the excess power is both advantageous and needed.

Crystallization, floor sanding, scarifying, adding 10 kg or 20 kg of extra weight, all of these can be accommodated with this standard machine.

All NuPower models also incorporate our exclusive ATC (Automatic Torque Control system) that monitors operational load and boosts torque as required to provide consistent performance and varying load conditions. With a full range of brushes, pad drives and accessories, you have in the NPR-1515 a machine you can trust, day in day out, year after year.

Optional Hi-Dust filters may be specified for machines used in exceptionally “dust laden” environments.

Also available in 115V/120V specification.



Motor	Pad	Brush	Power	Speed	Vacuum	Range	Weight	Size
1500W	400mm	450mm	230V AC 50Hz	150rpm	Optional DT130	32m	30Kgs	1185 x 580 x 450mm



Simple to Use Operator Handle



Large Solution Tank



Full Brush Range



Optional 10Kg Additional Weight



230rpm Gearbox

NuPower *NPR1523*

The universal NPR-1523 is truly two machines in one, providing the optimum balance between the two primary functions of scrubbing and polishing floors. With its oil filled planetary gearbox providing a working speed of 230 rpm, this is 50% more speed than the NPR-1515. You scrub faster, and when it comes to polishing, the speed is a vital ingredient to improved results.

With the 1500 Watt power specification “drop on” weights can be added at any time, scrubbing even better and polishing like a dream.

As with all NuPower models the NPR-1523 incorporates ATC, Automatic Torque Control, as standard; providing exceptionally consistent performance under varying load conditions.

This is truly the ideal choice for somebody who needs the best of both worlds... a one speed machine that not only does the job of two, but does it better.

Also available in 115V/120V specification.



Motor	Pad	Brush	Power	Speed	Vacuum	Range	Weight	Size
1500W	400mm	450mm	230V AC 50Hz	230rpm	Optional DT130	32m	30Kgs	1185 x 580 x 450mm

Photographs may include extra items for illustration purposes only.





Simple to Use Operator Handle



Dustrol Vacuum Unit



Optional 10Kg Weight



Dust Collector Ring



300rpm Gearbox

NuPower *NPR1530*

Where polishing is the single purpose of a floor machine then the NPR-1530 is an ideal selection.

We have shown in our main illustrations the machine fitted with our full power Dustrol vacuum system which acts to vacuum simultaneously with the polishing function, ensuring the highest of dust-free standards. Unlike the NPR-1523 this is a polishing machine only and is not suitable for wet scrubbing operations.

With the added 1500 Watt specification the NPR-1530 can be used for spray cleaning and its ATC, Automatic Torque Control, provides superb performance in this mode.

Polish floors, whatever the surface, with or without vacuum, using brushes or pads, with or without extra weight and with the added option of SprayTec cleaning.

Also available in 115V/120V specification.



Motor	Pad	Brush	Power	Speed	Vacuum	Range	Weight	Size
1500W	400mm	450mm	230V AC 50Hz	300rpm	Optional DT130	32m	30Kgs	1185 x 580 x 450mm



Simple to Use Operator Handle



Optional SimpliSpray



Easy Access to All Operational Controls



Optional Hi-Dust Filter



450rpm Gearbox

NuPower *NPR1545*

To run consistently at Xtra high speeds needs the full NPR-1545 specification and the results truly show what it's made of.

Here you have a burnisher with a full 1500 Watt power unit... an oil filled 450 rpm planetary gearbox... ATC Automatic Torque Control that monitors operation and boosts torque as required;

ensuring constant operational performance. ATC is particularly useful when spray cleaning at these higher speeds.

There is a selection of brushes and pad drives, allowing a complete selection of polishing heads to achieve the desired results on a whole variety of floor surfaces with a whole range of different chemical preparations.

The machine is particularly applicable to high-gloss finishes and, similarly, will be found to be exceptional when dry pad stripping a floor and burnishing after resealing the surface - all with the one machine.

Optional Hi-Dust filters may be specified for machines used in exceptionally "dust laden" environments.



Motor	Pad	Brush	Power	Speed	Vacuum	Range	Weight	Size
1500W	400mm	450mm	230V AC 50Hz	450rpm	Optional DT130	32m	30Kgs	1185 x 580 x 450mm

Photographs may include extra items for illustration purposes only.





Simple to Use Operator Handle



Cable Secure



Cable Release



Mains Plug



Heavy-Duty Gearbox

NuSpeed NR1500 S, M & H

NuSpeed is a new generation of floor maintenance machines which is only made possible by a new drive system, introducing a dramatic 50% increase in power output.

The unique NuSpeed design concept means that for a machine of such compact proportions, an increase to 40kg in the operating weight can be achieved within the standard specification, with an optional additional 10kg if required... it has the power and weight that do the work and produce the results.

In addition to the power and performance, many extra operating features have been added, making this machine perhaps one of the most user friendly, hard working professionals, in the Floorcare business.

The NuSpeed series is now equipped, as standard, with performance enhancing ATC, Automatic Torque Control. A unique system that monitors operation and boosts torque as required to provide consistent performance under varying load conditions.


Available in 3 speeds, standard 150rpm Heavy Duty, medium 230rpm Universal and high 300rpm Spray Clean.

In today's Floorcare market the 230rpm universal is really two machines in one, with excellent and efficient performance be it scrubbing, polishing or spray cleaning.



Model	Motor	Disc	Brush	Power	Speed	Vacuum	Range	Weight	Size
NR1500S	1500W	400mm	450mm	230V AC 50Hz	150rpm	Optional DT130	32m	40Kgs	1250 x 580 x 460mm
NR1500M					230rpm				
NR1500H					300rpm				

Photographs may include extra items for illustration purposes only.



10Kg Weight



Cable Secure



Extra-Large Brush



Heavy-Duty Gearbox

NuSpeed *NRL 1500*

When it comes to large areas of floor maintenance or restoration there is no substitute for both size and weight.

The NRL uses a range of 550mm brushes or 500mm floor pads and is supplied as standard in a 40kg specification, fitted with the Automatic Torque Control System - designed to give constant performance under even the most arduous conditions.

In the standard 150rpm specification the NRL is a genuine 'workhorse' which, by virtue of its size, weight and drive system, will exhibit excellent handling characteristics in the majority of applications.

The Nuspeed series is now equipped as standard with performance enhancing "A.T.C", Automatic Torque Control. A unique system that monitors operation and boosts torque, as required, to provide consistent performance under varying load conditions.

The 'snap-on' 10kg standard weight can be easily removed, and replaced as required to suit various applications.

Fast and user friendly like never before.



NRL1500

Motor	Disc	Brush	Power	Speed	Vacuum	Range	Weight	Size
1500W	500mm	550mm	230V AC 50Hz	150rpm	Optional DT130	32m	40Kgs	1250 x 610 x 540mm

Photographs may include extra items for illustration purposes only.





Option Dustrol Vacuum System




Simple to Use Operator Handle



Large Solution Tank



Hi-Lo Switch



Flexi Pad Drive System

NuSpeed Twin *NRT1530*

A true 2 x 2 of the Floorcare business with a hi-range and lo-range drive system, allowing an instant selection of speed between 150rpm and 300rpm to suit the need of the operator and a full 40kg professional operating weight as standard.

The Twinspeed function is particularly useful for those many applications where one machine must satisfy many different requirements within the working day and with the very real advantage of compact storage when not in use.

The Nuspeed series is now equipped as standard with performance enhancing "A.T.C", Automatic Torque Control. A unique system that monitors operation and boosts torque, as required, to provide consistent performance under varying load conditions.

If scrubbing large areas is the need at one particular time, you switch to lo-range 150rpm but, conversely, when floor polishing is the requirement then the hi-range setting doubles the speed, doubles the results and halves the polishing time.

The Twinspeed has superb power and performance and shares all the many professional features of the Nuspeed range.



An extensive range of accessories is available including; solution tank and Dustrol vacuum

systems as shown, all adding to the exceptional versatility of this design. Our Flexi Pad Drive* system is supplied as standard for 300rpm use. For brush applications select from our standard range see page 15, 16 & 17.

150/300 rpm

Motor	Disc	Brush	Power	Speed	Vacuum	Range	Weight	Size
1000W/1200W	400mm	450mm	230V AC 50Hz	150rpm 300rpm	Optional DT130	32m	40Kgs	1250 x 580 x 460mm

*

Photographs may include extra items for illustration purposes only.





Optional SimpliSpray System



Cable Secure



Cable Release



Mains Plug



Heavy-Duty Gearbox

NuSpeed Spraytec *NRS450*

The majority of floor preparation and maintenance programmes require a machine with the optimum balance between weight and speed to achieve the desired results.

The Nuspeed NRS450 running at 450rpm and with an increased operating weight of 35Kg has been designed to provide a professional answer to applications where spray buffing is the obvious and cost effective solution to maintaining floors to a higher visual standard, which is often the need in high profile environments.

The Nuspeed series is now equipped as standard with performance enhancing "A.T.C", Automatic Torque Control. A unique system that monitors operation and boosts torque, as required, to provide consistent performance under varying load conditions.

When equipped with our spraykit this machine will provide a fully integrated system that is not only user friendly but equally floor friendly, both getting exactly what is required – ease of handling on the one hand and an excellent floor finish on the other.

The Spraytec system will provide, long and reliable service and results you will be proud of.



All NRS-450s are supplied as standard with our Spider Pad Drive. For brush applications select from our standard range see pages 15, 16 & 17.

Motor	Disc	Brush	Power	Speed	Vacuum	Range	Weight	Size
1500W	400mm	450mm	230V AC 50Hz	450rpm	Optional DT130	32m	35Kgs	1250 x 580 x 460mm

Photographs may include extra items for illustration purposes only.





Simple to Use Operator Handle



Option Dustrol Vacuum System



Hi-Tech and Robust



Front Support Wheel

NuSpeed Ultra NRU1500

The Nuspeed Ultra is unique in many respects, providing a burnishing machine that automatically adjusts to varying floor conditions whilst in use and that can be easily manoeuvred in even the most restricted areas.

If it's high lustre polish or wet look surfaces you are after, then look no further. The Ultraflo' incorporates our unique automatic floating head pad drive allowing a totally consistent performance between pad and floor and, by virtue of the increased power and pad pressure applied, a significant advance in the surface temperature is achieved: substantially improving the polishing results.

The Nuspeed series is now equipped as standard with performance enhancing "A.T.C", Automatic Torque Control. A unique system that monitors operation and boosts torque, as required, to provide consistent performance under varying load conditions.

This machine will also be very well received in the many congested applications as its functional characteristics are totally neutral; allowing effortless operation and control even in the most confined of locations.

The Dustrol vacuum system can easily be retrofitted providing an exceptional vacuuming/polishing combination; resulting in not only highly polished but also fully vacuumed floors... doing two jobs at once really does make sound economic sense!



Motor	Disc	Brush	Power	Speed	Vacuum	Range	Weight	Size
1500W	400mm	400mm	230V AC 50Hz	1500rpm	Optional DT130	32m	32Kgs	1250 x 660 x 460mm



Loline 332/415 Accessory



FMA-606101 NLL Solution Tank


NLL415 Accessories



FMA-606102 400mm Union Mix Polish Brush



FMA-606108 400mm Nyloscrub Brush



FMA-606105 400mm Polyscrub Brush



FMA-606112 360mm Nuloc Pad Drive Board



FMA-606178 NPR Dustrol Kit (Blue)




FMA-606615 NPR Optional Spraytec Kit


NLL332 Accessories



FMA-606104 330mm Union Mix Polish Brush



FMA-606556 330mm Nyloscrub Brush




FMA-606033 330mm Polyscrub Brush



FMA-606111 330mm Nuloc Pad Drive Board


Floorcare Accessories



FMA-606890 NPR Solution Tank



FMA-606077 NPR 10Kg Weight



FMA-606360 NuSpeed Optional 400mm Brush Deck (grey)

FMA-606187 NPR Optional 400mm Brush Deck (blue)



FMA-606361 NuSpeed Standard 450mm Brush Deck (grey)

FMA-606188 NPR Standard 450mm Brush Deck (blue)




FMA-606362 NuSpeed Optional 500mm Brush Deck (grey)

FMA-606189 NPR Optional 500mm Brush Deck (blue)

Photographs may include extra items for illustration purposes only.



Floorcare Accessories



FMA-606084 NS/NR Solution tank



FMA-606056 NR Dustrol Kit (Grey)



FMA-606054 NR Optional Spraytec Kit



FMA-606113 NuSpeed extra external 10Kg Weight for NR1500S (40Kg to 50Kg).



FMA-606363 NRS-450 Standard 450mm Brush Deck with 5Kg Extra Weight



FMA-606079 NR/NPR Dustrol Control Brush Ring (also standard with Dustrol Kits)

Photographs may include extra items for illustration purposes only.



FMA-606202 450mm Union Mix Polish Brush



FMA-606203 450mm Polyscrub Brush



FMA-606204 450mm Nyloscrub Brush



FMA-606206 400mm Nuloc Pad Drive Board



FMA-606700 400mm Porcupine Pad Holder



FMA-606305 FT 450/1 Heavy Duty Scrubbing/Stripping Brush



FMA-606306 450mm Longlife Brush



FMA-606307 FT 450/3 Longlife Light Scrubbing Brush



FMA-606308 FT 450/4 High Lustre Polish Brush



FMA-606087 Spider Drive universal High-Speed Polishing Brush



FMA-606086 Spider Drive High-Speed Short Trim Burnishing Brush



FMA-606078 Spider High-Speed pad drive




FMA-606088 Spider Drive high-speed long life polishing brush



FMA-606857 Flexi-Pad Drive for use with top quality pads

NRL Accessories




FMA-606028 550mm Polyscrub Brush



FMA-606550 550mm Nyloscrub Brush



FMA-606115 550mm Union Mix Polish Brush



FMA-606551 550mm Longlife Brush




FMA-606034 500mm Nuloc Pad Drive Board


Specialised Accessories



FMA-606207 400mm Wire Scarifying Brush



FMA-606834 Replacement 6 Segments for above



FMA-606626 360mm Porcupine Pad Drive Board



FMA-606209 400mm Sandotex Disc Drive



FMA-606208 400mm Carbotex Grinding Disc



FMA-606835 Replacement 3 Silicon Carbide Discs for above



FMA-606211 400mm Heavy Duty Scarifying Disc - Spirotex 6 head



FMA-606836 Replacement 6 Spirotex Head Units for above



FMA-612002 20m Cable Roll Extension UK
FMA-612003 20m Cable Roll Extension Euro

Woodcare Accessories



FMA-606620 400mm Airo Drive Board



FMA-606130 Airo-Prep: Pre-Sand Pad (x5)




FMA-606131 Airo-Prep: Sanding Disc 40 Grit (x10)
FMA-606132 Airo-Prep: Sanding Disc 60 Grit (x10)
FMA-606134 Airo-Prep: Sanding Disc 80 Grit (x10)
FMA-606135 Airo-Prep: Sanding Disc 100 Grit (x10)
FMA-606136 Airo-Prep: Sanding Disc 120 Grit (x10)
FMA-606137 Airo-Prep: Sanding Disc 150 Grit (x10)



FMA-606142 Airo-Dust: Dusting Disc (x5)



FMA-606138 Airo-Pol: Polipad Grade 600 (x5)
FMA-606139 Airo-Pol: Polipad Grade 1500 (x5)
FMA-606140 Airo-Pol: Polipad Grade 1800 (x5)
FMA-606141 Airo-Pol: Polipad Grade 2000 (x5)



FMA-606093 Airo Starter Pack (1 Set)
FMA-606093 Airo Starter Pack inc. Airo Drive Board

Photographs may include extra items for illustration purposes only.



Floor Maintenance on the Move

The original Twintec concept of providing two primary technologies in a single product is as meaningful today as it has always been but, with the passing of time, the technology has been improved providing enhanced function, performance and results, allowing higher standards of floorcare to be achieved with substantially increased efficiency.

The scrubber dryer is today the absolute foundation of practical hard floor cleaning and maintenance throughout the whole commercial, high profile and public arena where large surfaces need to be constantly and consistently maintained.

Within the Twintec range you have a complete selection... big

or small... cable or battery... traction power drive or non-traction... walk behind or ride on.



TTB3450CRS



TT3035

Each and every machine has its own advantages, designed to fulfil their specific functions but care and consideration must be given at the time of selection to the needs of the application and, equally, to the operators who will be responsible for using the machine.

*Twin technology – yes, but
equally designed to provide reliable
performance and excellent results in the hands of well
trained operators.*





TTB6652T

Twintec

TT1535	20
TT3035	21
TT3450S/T	22
TT4550S	23
TT6650S	24
Battery Care	25
TTB3450S	26
TTB3450T	27
TTB3450C	28
TTB3450CRS	29
TTB4552S	30
TTB4552ST (Traction)	31
TTB6652S	32
TTB6652T (Traction)	33

Twintec Vario

TTV678	34-35
--------	-------

Accessories

Twintec Accessories	36-38
---------------------	-------

TTV678





Simple to Use Operator Handle



Easy Tank-Filling Access



Large Wheels



Simple Brush Access



Easy Drain System

Photographs may include extra items for illustration purposes only.

Twintec Cable TT1535S

There is an old saying that “small can also be beautiful” and this is particularly true when having to clean floors quickly and effectively in small and sometimes restricted areas.

The TT1535S cable machine has been expressly designed to be compact, easy to operate and exceptionally manoeuvrable when in use, whilst the oversized transit wheels allow easy movement to and from any specific locations.

The cylinder power brush ensures deep cleaning performance, whilst the twin water pickup nozzles (either side of the brush roll) permit multidirectional operation which is vitally important when cleaning narrow walkways often found in shops and food stores. With the TT1535S you can walk in forwards and reverse out backwards without turning and without loss of scrubbing and drying performance.

The swing steering system provides another simple innovation that really does improve the versatility of the machine; allowing full operator directional control.



Also available
in 115V/120V
specification.

Professional cleaning performance for those tight areas and smaller applications does not come much better than this.

Brush Motor	Vac Motor	Power	Working Width	Speed	Capacity	Range	Weight	Size
400W	1000W	230V AC 50Hz	350mm	50Hz = 1000rpm 60Hz = 1200rpm	15L	42m	38Kgs	750 x 740 x 480mm





Simple to Use Operator Handle



Easy Tank-Filling Access



Large Wheels



Simple Brush Access



Easy Drain System

Twintec Cable TT3035S

There are many applications where small, highly congested areas must be cleaned regularly and where there is little or no chance of turning a machine. You need to go into a corridor or aisle forwards and come out backwards, it's the only way to do the job.

For these types of application our compact cylinder cleaner provides the optimum operational efficiency and, by virtue of the integrated front end dual suction nozzles, it achieves effective cleaning and water pick up wall to wall... other designs just will not do this! Many smaller machines, however, just do not have adequate capacity to satisfy the floor area in many of these applications on a single tank capacity.

Take the retail sector for example, convenience stores are becoming more and more popular and getting bigger and bigger, even in the Service Stations. To satisfy these somewhat larger areas we have added a new model to the range, with a full 30-litre capacity, yet based on our super compact 350mm cylinder chassis.

*Also available
in 115V/120V
specification.*



The TT3035 has been developed on our tried and tested mains-operation design; providing easy operation, high performance and 100% reliability.

Brush Motor	Vac Motor	Power	Working Width	Speed	Capacity	Range	Weight	Size
400W	1000W	230V AC 50Hz	350mm	50Hz = 1000rpm 60Hz = 1200rpm	30L	42m	40Kgs	750 x 740 x 480mm

Photographs may include extra items for illustration purposes only.






Simple to Use Operator Handle



Twin Tanks



Easy Tank-Filling Access



Brush in Transit Mode



Wet Pick-Up Squeegee

Twintec Cable TT3450S/T

Yes, the first really practical, simple to use, combination machine built on a full stainless-steel chassis that will revolutionize your whole thinking in terms of cost effective hard floor cleaning.

Here you have a machine that is easy to use, easy to fill, easy to empty, easy to move, easy to transport and easy to service.

The motor and power transmission is well and truly oversized and complimented in every way by our high performance Twinflo[®] vacuum collection system and full floating polyurethane semi-parabolic floor nozzle.

Full 30-litre capacity with a choice of single or twin 15-litre dirty water tanks, with a heavy duty 450mm scrubbing head (400mm with pads), which will leave you with clean and dry floors even in the most arduous of applications.

- * The patented folding power head system allows for both easy storage, brush changing and transit movement.

Also available in 115V/120V specification.

TT3450S
Single Tank

TT3450T
Twin Tank

The TT3450 machine is where it all started... this is the third generation and it shows what can be achieved by staying faithful to good engineering and sound common sense.

Brush Motor	Vac Motor	Power	Working Width	Speed	Capacity	Range	Weight	Size
1500W	1200W	230V AC 50Hz	450mm	50Hz = 150rpm 60Hz = 180rpm	30L	42m	58.8Kgs	1150 x 1030 x 740mm

Photographs may include extra items for illustration purposes only.



Simple to Use Operator Handle



Filter Basket



Folding Handle



Brush in Transit Mode



Wet Pick-Up Squeegee

Twintec Cable TT4550S

When the areas to be cleaned get a little bigger, and quite often the time available gets a little shorter, this is the moment when practical innovation comes into its own.

With plenty of surplus power available within the standard motor and transmission design, we have been able to enlarge the brush size and increase the operating efficiency whilst still maintaining a machine that is exceptionally easy to use.

Water capacity is up by 33% and the cleaning path by 20% over the 3450 size and yet to use the machine you would never know.

The 4550 has all the classic practical features of the smaller machines: with its full stainless-steel chassis, heavy duty motor and gearbox, powerful Twinflo' suction system, polyform water tanks, efficient collection system and fully adjustable operating handle and control centre.



Also available in 115V/120V specification.

Rugged, hardworking, effective and thoroughly reliable... this is the result of years of experience and it shows.

Brush Motor	Vac Motor	Power	Working Width	Speed	Capacity	Range	Weight	Size
1500W	1200W	230V AC 50Hz	550mm	50Hz = 150rpm 60Hz = 180rpm	40L	42m	69.6Kgs	1150 x 1110 x 850mm

Photographs may include extra items for illustration purposes only.





Simple to Use Operator Handle



Filter System



Easy Tank-Filling Access



Hi-Lo Switch



Wet Pick-Up Squeegee

Photographs may include extra items for illustration purposes only.

Twintec Cable TT6650S

The TT6650S cable machine is a genuine workhorse providing a truly cost effective answer to big area floor maintenance.

First and foremost the user will find the TT6650S as easy to use as our smaller machines with the control and operation systems to exactly the same specification, it handles like a dream.

Big capacity polyform tanks provide a full 60-litre capacity to match the exceptionally stable 65cm single brush scrubbing head, complimented by an oversized fully floating 970mm polyurethane, semi-parabolic aluminium floor tool.

The motor and power transmission design is one of the best; well and truly time tested over the years and the vacuum motor system is nothing less than our superb Twinflo' bypass unit. You really do end up with clean, dry floors.



Also available in 115V/120V specification.

The whole machine is constructed on a full stainless steel chassis, simply nothing to rust, and this, in turn, is running on heavy duty non-marking polyurethane wheels.

If it's big areas, big power and big performance that is needed - the TT6650S will not disappoint you!

Brush Motor	Vac Motor	Power	Working Width	Speed	Capacity	Range	Weight	Size
1500W	1200W	230V AC 50Hz	650mm	50Hz = 150rpm 60Hz = 180rpm	60L	42m	87.6Kgs	1230 x 1260 x 970mm





TWINTEC BATTERY MODELS

Battery Care

Batteries

All Numatic Twintec products are fitted, as standard, with fully sealed "Gel" maintenance-free batteries in order to ensure the highest standard of operational life.

Chargers

In order to maintain battery performance the charging systems have been profiled and matched to our battery system and are designed to allow battery use for more than 2 years or 600 full recharge cycles.

Battery Care

Good batteries and well matched charger systems are an essential ingredient of good equipment design but equally important is understanding the basic rules of good battery care which will both extend and improve operational performance.

Fully Sealed
"Gel" Batteries

Follow the Battery Care Rules

- (1) Recharge batteries after each and every use regardless of how long the machine may have been in operation.
- (2) Do not leave the machine without charging for any period of time but, if you do find that this has occurred, take the following steps:-
 - (a) Recharge batteries fully every time.
 - (b) If, after charging, the machine is not to be used for 30 days or more, remove the fuses to isolate the battery.

- (c) As an ongoing maintenance procedure ensure fuses are replaced and batteries fully recharged every 3 months.
- (d) If a dormant machine is to be put into service again after an extended period ensure (c) is followed the day prior to being put into operation.

Good Batteries... Good Chargers... Good Care will ensure Good Results






Simple to Use Operator Handle



Easy Tank-Filling Access



Brush in Transit Mode



Battery Weight Pressure System

Photographs may include extra items for illustration purposes only.

Twintec Battery TTB3450S

The Twintec 3450 single tank machine is one of those products that has found its way into almost every walk of life as a result of its convenient size, capacity and performance.

It all starts with its full stainless steel chassis: patented, tilting, high performance power head and hi pick up, aluminium floor tool. These features make a big difference right from the word go.

Added to this our heavy duty adjustable battery system with its own built in charger system – and that keeps it all going.

The heavy duty polyform tanks are easy to fill and easy to empty – this makes it easy to use.



All in All Classic Design,
Compact and Convenient.

The TTB-3450 – the machine that
does the Job!

Brush Motor	Vac Motor	Power	Time	Deck	Speed	Capacity	Weight	Size
24V 400W	24V 400W	2 x 12V (24V) 100Ahr	2.25Hrs	450mm	120rpm	30L	122Kgs	1150 x 1030 x 740mm





Simple to Use Operator Handle




Barrel Filter System



Brush in Transit Mode



Planetary Gearbox



Wet Pick-Up Squeegee

Twintec Battery TTB3450T

The Twintec battery machine introduces the words '24V freedom' into the cleaning vocabulary.

The TTB3450T model has twin 15-litre dirty water tanks that can easily be lifted on or off, allowing ease of emptying in difficult situations. An immense amount of thought has gone into making a machine that is so simple to use, simple to fill, simple to empty, simple to move, simple to charge, simple to transport and simple to service...and it's all this simplicity that produces superb cost effective results.

The machine is bristling with unique features but to these have been added our new ABP system, the unique patented Adjustable Brush Pressure system that allows power head performance to be varied to suit different floor conditions and requirements.

In construction nothing has been forgotten with a full stainless steel chassis, non-marking polyurethane wheels, polyform tanks and Structofoam power head construction.



With its own fully integrated battery and charger system, everything comes as part of this amazing package, so all you have to do is add water!

Brush Motor	Vac Motor	Power	Time	Deck	Speed	Capacity	Weight	Size
24V 400W	24V 400W	2 x 12V (24V) 100Ahr	2.25Hrs	450mm	120rpm	30L	122Kgs	1150 x 1030 x 740mm

Photographs may include extra items for illustration purposes only.






Simple to Use Operator Handle



Easy Tank-Filling Access



Cylindrical Brush Head



Brush Head Squeeegies



Easy Access Brushes

Photographs may include extra items for illustration purposes only.

Twintec Battery TTB3450C

The popular 3450 model with its 30 litre capacity and 45cm (18") scrubbing width now arrives as a cylinder version available in a full battery model.

The cylinder power brush design provides truly deep cleaning performance, whilst the twin wet pick-up nozzles either side of the brush roll, permit multidirectional operation (forward and backwards) which is vitally important when cleaning the narrow aisles and walkways often found in shops and food stores.

With the cylinder model you can walk in forwards and walk out backwards without the need for turning and without loss of scrubbing and drying performance.



With generous capacity and 2.25 hour operational performance, the 3450 cylinder will satisfy many applications within the retail and other environments suffering from restricted movement space.

Brush Motor	Vac Motor	Power	Time	Deck	Speed	Capacity	Weight	Size
24V 400W	24V 400W	2 x 12V (24V) 100Ahr	2.25Hrs	450mm	120rpm	30L	122Kgs	1150 x 1030 x 740mm






Simple to Use Operator Handle



Easy Tank-Filling Access



Cylindrical Brush Head



Wet Pick-Up Squeegee



Stainless Steel Chassis and Brush Head

Twintec Battery TTB3450CRS

Here you have a machine with a deep clean 450mm cylinder power head, a full stainless steel chassis, full 30-litre capacity, a high efficiency aluminium semi-parabolic wet pick-up head, on-board battery charger and fully adjustable, operator control-centre handle.

The Twintec CRS machine has just about the best of everything and is the result of customer demand for a high level of single pass performance for stone grouted, dimple thermoplastic and non-slip safety floor surfaces.

Easy to fill... easy to empty... easy to charge... easy to use, and, at the end of the day, easy to see the exceptional results.



Brush Motor	Vac Motor	Power	Time	Deck	Speed	Capacity	Weight	Size
24V 400W	24V 400W	2 x 12V (24V) 100Ahr	2.25Hrs	450mm	120rpm	30L	122Kgs	1150 x 1030 x 740mm

Photographs may include extra items for illustration purposes only.





Simple to Use Operator Handle



Filter Basket



Folding Handle



Brush in Transit Mode



Wet Pick-Up Squeegee

Photographs may include extra items for illustration purposes only.

Twintec Battery ^{TTB4552S} non-traction

The TTB4552S mid range twin-brush machine takes one half of its design from the 3450/4500 series with its stainless steel chassis, polyurethane wheels, floating nozzle, built-in charging system and ABP system (the unique patented Adjustable Brush Pressure system).

To this we have added the twin-motored, twin-brush power head which virtually doubles the working weight that is available on the floor surface. It is a little like taking a car with a 4 cylinder engine and swapping it for a V8! The power is exactly where you need it and ideally suited to the more arduous applications. The full 100A/hr battery system ensures a good operating range, and with a full 40-litre capacity and 55cm cleaning path provides excellent performance.

The TTB4552S really does pack more innovation, performance and usability into one machine than most.



Brush Motor	Vac Motor	Power	Time	Deck	Speed	Capacity	Weight	Size
2 x 24V 400W	24V 400W	2 x 12V (24V) 100Ahr	2.25Hrs	550mm (2 x 280mm)	120rpm	40L	126Kgs	1150 x 1030 x 850mm





Simple to Use Operator Handle



Filter Basket



Folding Handle



Brush in Transit Mode



Wet Pick-Up Squeegee

Twintec Battery *TTB4552ST* Traction

The TTB-4552 mid-range twin-brush machine is exceptionally popular by virtue of its power and performance but to this model we added our 24 volt power-drive traction system, making a very good machine even better.

The new drive system is taken directly from our bigger machines, with its full variable forward speed control and single speed reverse.

By virtue of the combination of power drive and compactness, you will be amazed how easy it is to use and how much work it will do... big is not always beautiful in many, more congested environments.

Small enough to go anywhere yet big enough to go everywhere



Brush Motor	Vac Motor	Power	Time	Deck	Speed	Capacity	Weight	Size
2 x 24V 400W	24V 400W	2 x 12V (24V) 100Ahr	2.25Hrs	550mm (2 x 280mm)	120rpm	40L	154Kgs	1150 x 1030 x 850mm

Photographs may include extra items for illustration purposes only.





Simple to Use Operator Handle



Filter Basket



Easy Tank-Filling Access



Brush in Transit Mode



Wet Pick-Up Squeegee

Twintec Battery *TTB6652S non-traction*

Big 60-litre capacity, big 65cm twin brush system, generous floating polyurethane floor nozzle and a choice of 100A/hr or 200 A/hr battery systems to provide substantially extended running times, if required.

Here you have a machine that will do serious work, cover big areas for long hours but, having said that, it really is just as easy to use as the smaller machines incorporating all of the practical user-based technology that will be found throughout the Twintec range.

The selection of machine size will be based not only on the area to be cleaned but also on the accessibility of that area in terms of obstructions, congestion, awkwardness of access and the time available.

Once again using a motor car analogy, small roads don't like big vehicles, but find yourself with a major highway to be cleaned and the TTB6652S will show you what cleaning is all about.



**Two Models:
100Ahr and
200Ahr**

Model	Brush Motor	Vac Motor	Power	Time	Deck	Speed	Capacity	Weight	Size
6652/100S	2 x 24V 400W	24V 400W	2 x 12V (24V) = 100Ahr	2.25Hrs	650mm	120rpm	60L	145Kg	1230 x 1260
6652/200S	2 x 24V 400W	24V 400W	4 x 12V (24V) = 200Ahr	3.75Hrs	(2 x 330mm)	120rpm	60L	211Kg	x 970mm

Photographs may include extra items for illustration purposes only.





Simple to Use Operator Handle



Wet Pick-Up Squeegee



Easy Tank-Filling Access



Large Drive Wheels



Twin Brushes

Twintec Battery ^{TTB6652T} Traction

The new 6652 traction machine is truly a careful balance of existing design criteria and a wealth of new and improved technology, all designed to produce handling and operational standards second to none.

The low level, stainless steel chassis provides a sound foundation for a choice of 100Ahr or 200Ahr 24V power supply with their own fully integrated charging system. This is complimented throughout by a powerful series of drive and suction motors, providing up to 3.5 hrs of robust operation from a single 8 hour charge.

With the user in full control of the operating speeds in both forward and reverse directions, the machine can be individually programmed to suit a whole range of environments - to ensure optimum results.



**Two Models:
100Ahr and
200Ahr**

Model	Brush Motor	Vac Motor	Power	Time	Traction Drive	Scrub Width	Brush Speed	Capacity	Weight	Size
6652/100T	2 x 24V	24V	2 x 12V (24V) = 100Ahr	2.2Hrs	250W	650mm	200rpm	60L	174Kg	1230 x 1260
6652/200T	400W	400W	4 x 12V (24V) = 200Ahr	3.5Hrs		2 x 330mm				

Photographs may include extra items for illustration purposes only.





Twintec Vario TTV678



Three Brushes





Battery Access



Simple Maintenance



Brush Access

This is about the most user friendly ride-on around, packed with sound common sense engineering yet bristling with advanced, innovative technology. In simple terms the Twintec Vario ride-on rewrites the mathematical rule book, proving once and for all that 3 INTO 1 DOES GO! Yes one machine which can be set to 3 different working widths; 650mm, 750mm and 850mm and all at the flick of a simple selection lever. This doesn't even need tools – anybody can do it at any time. You want it wide – fine... you want it narrow – 30 seconds is all that it takes.

In many applications changing circumstances change specific needs, so with Vario you can vary the specification to suit your exact requirements. It's not only the working widths that can be changed, it's the operating performance that is under the driver's complete control – cleaning speed, brush speed, water flow, chemical mix... you name it and you control it.

Whatever you may be told, every application is quite different for many reasons - but trying to second guess the final specification in advance is not an exact science and not that easy.



With the Vario you have so many factors that can be varied or preselected to suit any given situation or any changing circumstances. You really are 'master of all you survey'.

Once trials have been completed and operational settings determined, the Vario can be programmed to include a series of PRESETS which will allow different settings to be added to the memory; all of which can be retrieved at a simple push of a button, as required.

In addition to the extreme versatility of performance, there is a selection of brush and pad specifications to suit different needs and additional battery packs to extend the cleaning range as required.

Yes, this is the Range of One with more features and versatility of operation than you could possibly imagine – maybe we should have called it the Range of 101.

Twintec Vario ... just nothing quite like it!




Brush Motor	Vacuum Motor	Power	Time	Traction Drive	Transit Speed	Cleaning Speed	Climbing Gradient	Scrub Widths
3 x 24V 400W	24V 500W	6 x 12V (24V) = 300Ahr 8 x 12V (24V) = 400Ahr (Optional)	3.5Hrs 4.5Hrs	600W	6.0 km/h	3.5 km/h	11%	650mm 750mm 850mm
Brush Speed	Water Capacity	Nuchem Capacity	Water Flow Rate	Nuchem Mix	Weight	Size		
50/200 rpm	120L	Optional 4L	1.0L/min 2.0L/min 3.0L/min 4.0L/min	25:1 50:1 75:1 100:1	500Kg	1676mm x 1425mm x 1054mm		

Photographs may include extra items for illustration purposes only.





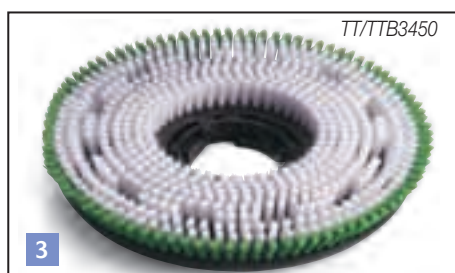
Twintec Accessories




TTA606225 Nyloscrub Cylinder 1535 Brush
TTA606226 Cylinder 1535 Brush




TTA606103 Nyloscrub Cylinder 3450C Brush
TTA606106 Cylinder 3450C Brush




TTA606203 450mm Polyscrub Brush (Single)




TTA606204 450mm Nyloscrub Brush (Single)




TTA606306 450mm Longlife Brush (Single)



TTA606206 400mm Nuloc Pad Drive Board (Single)



TTA606028 550mm Polyscrub Brush (Single)




TTA606550 550mm Nyloscrub Brush (Single)



TTA606551 550mm Longlife Brush (Single)




TTA606034 500mm Nuloc Pad Drive Board (Single)




TTA606021 650mm Polyscrub Brush (Single)



TTA606554 650mm Nyloscrub Brush (Single)



TTA606555 650mm Longlife Brush (Single)



TTA606763 600mm Nuloc Pad Drive Board (Single)

Battery Models



TTA606029 280mm Polyscrub Twin Brush
(2 Required)



TTA606552 280mm Nyloscrub Twin Brush
(2 Required)



TTA606553 280mm Longlife Twin Brush
(2 Required)



TTA606035 280mm Nuloc Twin Pad Drive
Board (2 Required)



Vario Accessories

TTB6652

TTB6652T
Traction

19

TTA606033 330mm Polyscrub Twin Brush
TTA606097 330mm Polyscrub Dual Brush Traction
(2 Required - both machines)

TTB6652

TTB6652T
Traction

20

TTA606556 330mm Nyloscrub Twin Brush
TTA606116 330mm Nyloscrub Dual Brush Traction
(2 Required - both machines)

TTB6652

TTB6652T
Traction

21

TTA606557 330mm Longlife Twin Brush
TTA606117 330mm Longlife Dual Brush Traction
(2 Required - both machines)

TTB6652

TTB6652T
Traction

22

TTA606891 330mm Nuloc Twin Pad Drive Board
TTA606107 330mm Nuloc Dual Pad Drive Board
Traction (2 Required - both machines)

23

TTA606193 Wander Floor Kit for all TT/TTB
Machines (38mm)

24

TTA609100 Emptying Hose Extension Kit

25

TTA606183 TT3450/TTB3450/TT4550/
TTB4552 650mm Floor Nozzle

26

TTA606177 TT6650/TTB652 850mm
Floor Nozzle
TTA606192 TTB6652T Traction 850mm
Floor Nozzle

27

TTA606057 Replacement Rubber Blade Set
for TT1535 (4 pieces)

28

TTA606091 Optional Replacement
Polyurethane Blade Set for
TT1535 (4 pieces)

29

TTA606120 Replacement Polyurethane Blade
Set for TTB3450C (4 pieces)

30

TTA606157 Replacement 650mm Poly-
urethane Blade Set for TT3450/TTB3450/
TT4550/4552 (2 pieces)
TTA606158 Replacement 850mm Polyure-
thane Blade Set for TT6650/TTB6652 (2 pieces)

31

TTA606167 Xtra Twin 100Ah Battery Pack
and Connection Kit

32

TTA606151 300mm Octo Nyloscrub Brush
(3 Required)

33

TTA606152 300mm Octo Polyscrub Brush
(3 Required)

34

TTA606153 300mm Octo Longlife Brush
(3 Required)

35

TTA606155 300mm Octo Drive Board
(3 Required)



39

39



42

42

37



37

40

38



38

41

41

43

43

NOTES

38

24/08/2009 14:56



Numatic United Kingdom

Numatic International Limited,
Chard, Somerset, TA20 2GB,
UNITED KINGDOM
Telephone: 01460 68480
Fax: 01460 68560
Sales- Tel: 01460 68600
Fax: 01460 68458
www.numatic.co.uk

Numatic France

Numatic International S.A.
13/17 rue du Valengelier,
EAE la Tuilerie,
77500 Chelles,
FRANCE
Tel: 01 64 72 61 61
Fax: 01 64 72 61 62
www.numatic.fr

Numatic Netherlands

BeNeLux Distribution
Numatic International BV
Postbus 101
2400 AC Alphen aan den Rijn
NEDERLAND
Tel: 0172 467 999
Fax: 0172 467 970
www.numatic.nl

Numatic Germany

Numatic International GmbH
Fränkische Straße 15-19,
30455 Hannover
DEUTSCHLAND
Tel: 05 11 98 42 16 0
Fax: 05 11 98 42 16 20

www.numatic.de

Numatic South Africa

Numatic International (Pty.) Ltd.
16th & Pharmaceutical Roads,
Midrand, Gauteng,
South Africa, 1685
Tel: 0861 numatic
(0861 686 284)
Fax: 0861 numfax
(0861 686 329)
www.numatic.co.za



www.numatic.co.uk © Numatic International Limited 2009
233422/0709A
Specification subject to change without prior notice

INNOVATION IN CLEANING EQUIPMENT

TSM



**Perfetta
per piccoli... ambienti**

*Perfect
for small... areas*

Brio

35B-35E



Brio
35B-35E

Pista di pulizia / *Scrubbing Path*

Larghezza tergipavimento / *Squeegee Width*

Resa / *Coverage Performance*

Serbatoio soluzione / *Solution Tank*

Serbatoio recupero / *Recovery Tank*

Diametro spazzola / *Brush Size*

Motore spazzola / *Brush Motor*

Pressione spazzola / *Brush Pressure*

Motore aspirazione / *Vacuum Motor*

Tensione alimentazione / *Voltage*

Compartimento batterie L x L x A / *Battery Compartment L x W x H*

Peso (con batteria) / *Weight (with Batteries)*

Dimensioni L x L x A / *Dimensions L x W x H*

mm

mm

m²/h

l

l

mm

W

Kg

W

V

mm

Kg

mm

BRIO 35 B

350

420

1.050

9

12

350

1x250

28

2stadi perif./2stages periph. 200

12

290x190x235

39 (63,5)

735x490x625

BRIO 35 E

350

420

1.050

9

12

350

1x250

28

2stadi perif./2stages periph. 210

220

//

39

735x490x625



Efficace / Effective

Pratica / Practical

Maneggevole / Manageable

Compatta / Compact



INNOVATION IN CLEANING EQUIPMENT

TSM

TSM - Technological Systems by Moro S.r.l.

Via Fratelli Zambon, 9 - 33080 Fiume Veneto (PN) - Italy

Tel. +39.0434.564167 - Fax +39.0434.954069

www.tsmitaly.com - info@tsmitaly.com

INNOVATION IN CLEANING EQUIPMENT

TSM



**Compatta
per grandi prestazioni**

***Compact
for great performance***

Brio

**43B-43E
50B-50E**



Brio

**43B-43E
50B-50E**

		BRIO 43B	BRIO 43E	BRIO 50B	BRIO 50E
Pista di pulizia / <i>Scrubbing Path</i>	mm	430	430	500	500
Larghezza tergipavimento / <i>Squeegee Width</i>	mm	650	650	750	750
Resa / <i>Coverage Performance</i>	m ² /h	1550	1550	1800	1800
Serbatoio soluzione / <i>Solution Tank</i>	l	37	37	37	37
Serbatoio recupero / <i>Recovery Tank</i>	l	40	40	40	40
Diametro spazzola / <i>Brush Size</i>	mm	430	430	500	500
Motore spazzola / <i>Brush Motor</i>	W	1x520	1x750	1x520	1x750
Pressione spazzola / <i>Brush Pressure</i>	kg	36	35	36	35
Motore aspirazione / <i>Vacuum Motor</i>	W	580	650	580	650
Tensione alimentazione / <i>Voltage</i>	V	24	220	24	220
Compartimento batterie L x L x A / <i>Battery Compartment L x W x H</i>	mm	360x360x300	//	360x360x300	//
Peso (con batteria) / <i>Weight (with Batteries)</i>	kg	70 (147)	70	70 (147)	70
Dimensioni L x L x A / <i>Dimensions L x W x H</i>	mm	1095x620x800	1095x620x800	1095x620x800	1095x620x800



Efficace / Effective

Pratica / Practical

Maneggevole / Manageable

Compatta / Compact



INNOVATION IN CLEANING EQUIPMENT

TSM

TSM - Technological Systems by Moro S.r.l.

Via Fratelli Zambon, 9 - 33080 Fiume Veneto (PN) - Italy

Tel. +39.0434.564167 - Fax +39.0434.954069

www.tsmitaly.com - info@tsmitaly.com



INNOVATION IN CLEANING EQUIPMENT

TSM



**Maneggevole
per grandi superfici**

*Handy
for great surface*

Brio

RIDE ON



Brio
RIDE ON

		RIDE ON BODY	SCRUBBER GROUP 650	SCRUBBER GROUP 750	SCRUBBER GROUP C82
Pista di pulizia / <i>Scrub Path</i>	mm	-	650	750	825
Larghezza tergipavimento / <i>Squeegee Width</i>	mm	-	650	750	850
Resa / <i>Coverage Performance</i>	mq/h	-	3250	3750	4100
Serbatoio soluzione / <i>Solution Tank</i>	lt	115	-	-	-
Serbatoio acqua sporca / <i>Recovery Tank</i>	lt	125	-	-	-
Diametro spazzola / <i>Brush Diameter</i>	mm	-	2x340	2x390	cyl. 2x140x765
Motore spazzola / <i>Brush Motor</i>	Watt	-	2x600	2x600	2x600
Pressione spazzola / <i>Brush Pressure</i>	kg	-	45	55	50
Controllo pressione spazzola / <i>Brush Pressure Control</i>		meccanico/mechanical	-	-	-
Motore trazione / <i>Traction Motor</i>	W	600	-	-	-
Motore aspirazione / <i>Vacuum Motor</i>	W	3 stadi 530/3 stages 530	-	-	-
Tensione di alimentazione / <i>Voltage</i>	V	24 DC	-	-	-
Batterie Din Standard / <i>Batteries Din Standard</i>	Ah (5h)	320 Pb-Acd	-	-	-
Vano batterie L x P x A / <i>Batteries compartment LxWxH</i>	mm	510x415x450	-	-	-
Peso (senza batterie) / <i>Weight (Without Batteries)</i>	kg	192.5	237.5	247.5	242.5
Dimensioni L x P x A / <i>Dimensions L x W x H</i>	mm	1440x780x1450	1450x780x1450	1500x830x1450	1500x950x1450




Efficace / Effective

Pratica / Practical

Maneggevole / Manageable

Compatta / Compact



INNOVATION IN CLEANING EQUIPMENT
TSM

TSM - Technological Systems by Moro S.r.l.
Via Fratelli Zambon, 9 - 33080 Fiume Veneto (PN) - Italy
Tel. +39.0434.564167 - Fax +39.0434.954069
www.tsmitaly.com - info@tsmitaly.com